





GMC	Sierra	2014	2016			L83, L86, LV1, LV3	
	Yukon	2015	2016			L83, L86	
	Yukon Denali	2015	2016				
	Yukon XL	2015	2016				
	Yukon XL Denali	2015	2016				

<i>Condition</i>	<p>Some customers may comment that the Malfunction Indicator Light (MIL) is illuminated.</p> <p>Technician may find DTC P0420 and P0430 set.</p>
<i>Cause</i>	



This may be caused by excessive sand and/or debris entering the air filter box and bypassing the seal of the air filter, due to not properly sealing, causing damage to the HO2 sensor element (3) and the catalytic converter to become blocked with sand and debris particles (1, 2).

## **Correction**


*Do not* replace any of the parts until the air filter housing has been validated to be completely sealed.

If the condition is evident, inspection of the air box and air filter seal must be done.


Follow the Service Procedure steps in order to verify the sealing of the air filter to housing surface.

After validating the air box has been sealed, repair the P0420 and the P0430 codes *as needed*.

## **Service Procedure**



1. Inspect the all the air housing cover for any missing tabs and/or fasteners (1).
2. Remove the air filter housing cover and inspect the seal



1. Inspect the air filter sealing surface for signs of not contacting the air filter seal (1, 2).
2. Inspect the air filter housing cover for dirt and/or debris bypassing the air filter (3).
3. Inspect the air cleaner outlet duct for any dirt and/or debris.
  - If dirt and debris has been found bypassing the air filter due to a faulty seal, replace the air filter as necessary.
  - If the air filter housing has been found not properly sealing, refer to the *Air Cleaner Assembly Replacement* in SI.

## Warranty Information

For vehicles repaired under warranty, use:

Labor Operation	Description	Labor Time
4020470	Air Cleaner Element Replacement	Use Published Labor Operation Time
4020390	Air Cleaner Assembly Replacement	
<i>Version</i>	2	
<i>Modified</i>	May 31, 2016 – Added repair as needed for codes P0420, P0430 in Correction.	

GM bulletins are intended for use by professional technicians, NOT a "do-it-yourselfer". They are written to inform these technicians of

Online URL:

<https://www.corvetteactioncenter.com/tech/knowledgebase/article/2014-2016->

[corvette-service-bulletin-diagnostic-tip-for-malfunction-indicator-light-mil-illuminated-dtc-p0420-and-p0430-set-1277.html](#)