

2020+ Corvette: GM TechLink: Properly Lifting the C8 Corvette

Properly Lifting the Corvette

June 29, 2020

GM TechLink

Corvette models have required the J-43625 Lift Pad Adapters to properly lift the vehicle since the C5 generation debuted in 1997. The lift pad adapters help ensure proper vehicle weight distribution and must be installed in the correct locations when lifting the vehicle. Failure to use the lift pad adapters correctly may lead to the vehicle slipping or falling off the lift or jack.

TIP: When major components are removed from the vehicle and the vehicle is supported by a hoist, support the vehicle with jack stands at the opposite end from where the components are being removed and strap the vehicle to the hoist.

Frame Contact Hoist

For the 2020 Corvette Stingray, install the J-43625 Lift Pad Adapters into the front (Fig. 6) and rear frame rail slots. (Fig. 7) Rotate each adapter 90 degrees. Center the hoist pad under the lift pad adapter.

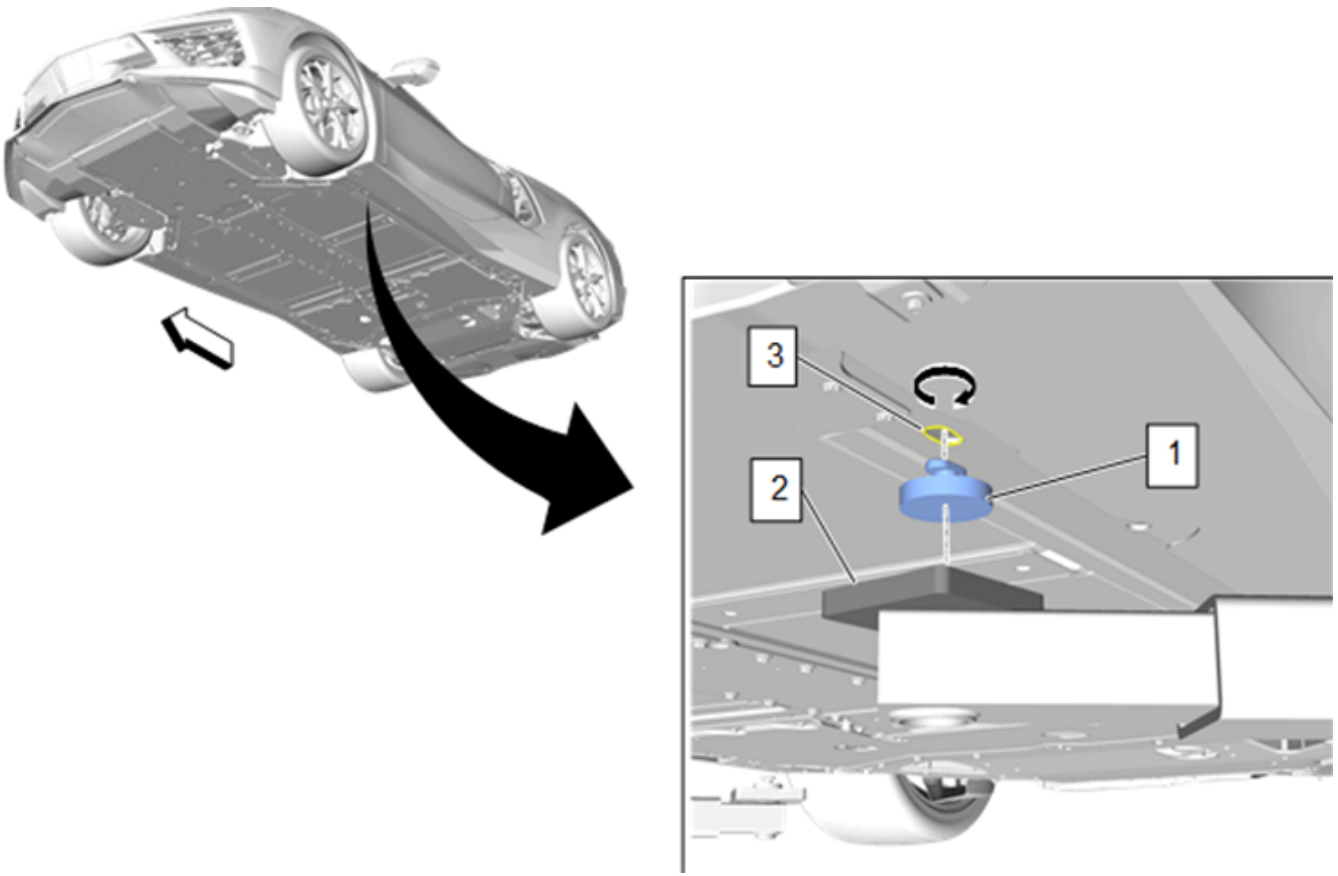


Fig. 6

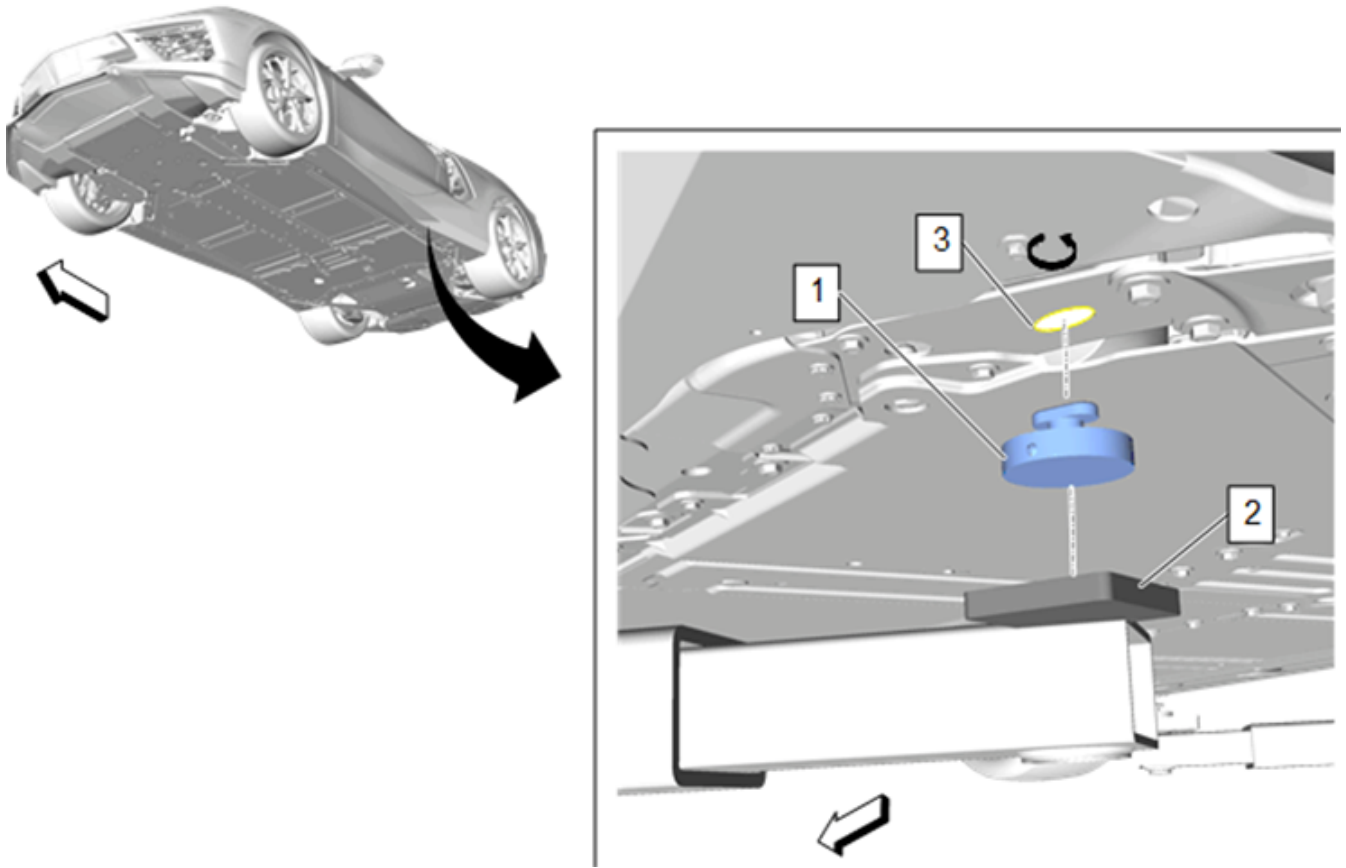


Fig. 7

The lift pad adapters also should be used in the frame rail slots when using service jacks.

Ground Effects

Depending on the ground effects installed on a vehicle, it may be necessary to put the vehicle onto gradual incline ramps to allow the lift arms to fit under the vehicle. (Fig. 8)




Fig. 8

Refer to Lifting and Jacking the Vehicle in the appropriate Service Information for complete lifting instructions.

– Thanks to Jeff Strausser

Online URL:

<https://www.corvetteactioncenter.com/tech/knowledgebase/article/2020-corvette-gm-techlink-properly-lifting-the-c8-corvette-1426.html>

