

1984 Corvette: Campaign: Power Steering Pump Pulley Failure

Images are linked below.

P/S Pump Pulley Failure

Number: 84C03

Section: X1

Date: 1983

Subject: P/S Pump Pulley Failure

TO: ALL CHEVROLET DEALERS

General Motors has determined that certain 1984 Chevrolet Corvettes are equipped with power steering pump pulleys which may crack at the outer edge. Continued operation may cause the pulley to break, resulting in loss of the drive belt. If the pulley cracks, vehicle occupants should be alerted by a rattling sound coming from the engine compartment.

To prevent the possibility of this condition occurring, it will be necessary to install a new power steering pump pulley on all involved vehicles in accordance with the instructions outlined in this bulletin.

Vehicles Involved

Involved are all 1984 Chevrolet Corvette Models within the following breakpoints:

Plant	From	Through
Bowling Green	E5100001	E5113841

Involved vehicles have been identified by Vehicle Identification Number Computer Listings. Computer listings contain the complete Vehicle Identification Number, owner name and address data, and are furnished to the involved dealers with the campaign bulletin. Owner name and address data furnished will enable dealers to follow-up with owners involved in this campaign.

These listings may contain owner names and addresses obtained from State Motor Vehicle Registration Records. The use of such motor vehicle registration data for any other purpose is a violation of law in several states. Accordingly, you are urged to limit the use of this listing to the follow-up necessary to complete this campaign. Any dealer not receiving a computer listing with the campaign bulletin was not shipped any involved vehicles.

OWNER NOTIFICATION

Owners will be notified of this campaign on their vehicles by Chevrolet Motor Division (see copy of Owner Letter included with this bulletin).

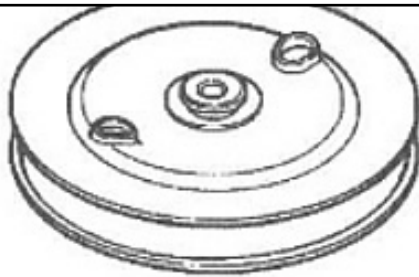
DEALER CAMPAIGN RESPONSIBILITY

Dealers are to service all vehicles subject to this campaign at no charge to owners, regardless of mileage, age of vehicle, or ownership, from this time forward.

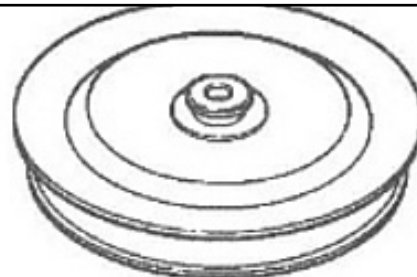
Whenever a vehicle subject to this campaign is taken into your new or used vehicle inventory, or it is in your dealership for service in the future, you should take the steps necessary to be sure the campaign correction has been made before reselling or releasing the vehicle.

Owners of vehicles recently sold from your new vehicle inventory are to be contacted by the dealer, and arrangements made to make the required modification according to instructions contained in this bulletin.

Parts and Service Information



DISCONTINUED
PULLEY



REVISED PULLEY

DISCONTINUED VS. REVISED PULLEY

DISCONTINUED VS. REVISED PULLEY

Power steering pump pulley, P/N 14055114, required to complete this campaign will be shipped directly to the dealers' Service Manager from Chevrolet Central Office. Parts quantities will be determined by the number of vehicles identified on the computer list furnished each involved dealer with the campaign bulletin. Dealers are to install these pulleys only on vehicles within the parameters outlined in this bulletin.

Part Number	Quantity	Description
14055114	1 Per/Veh.	Power Steering Pump Pulley

Parts are not to be ordered or returned to WDDGM for credit.

Because of the limited number of parts available at the outset of this campaign, it will initially be necessary to procure less than the total dealer requirement.

Parts removed from the involved vehicles are to be retained by the dealer in accordance with the current Service Policies and Procedures Manual.

SERVICE PROCEDURE

1. Open hood.
2. Relieve tension on belt tensioner with 1/2" breaker bar and remove serpentine drive belt.

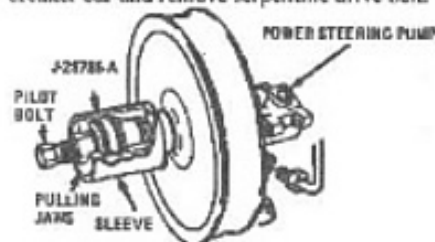


Fig 1-Installer Puller Jaws

Figure 1 - Installer Puller Jaws

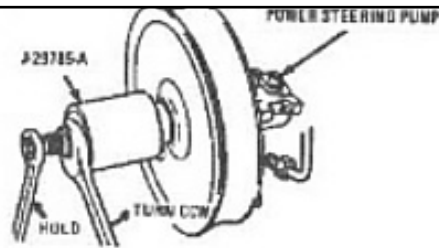


Fig. 2-Removing Pulley

Figure 2 - Removing Pulley

3. Remove power steering pump pulley as referenced in Figures 1 and 2.
4. Install puller jaws and retainer sleeve as shown in Figure 1.
5. Remove pulley by holding pilot bolt and turning nut counter clockwise. (Refer Figure 2)

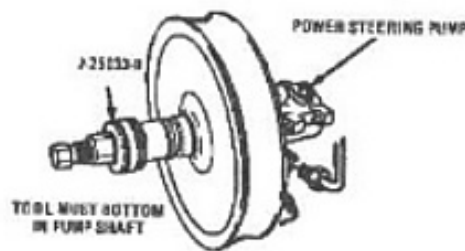


Fig. 3-Installing Pilot Bolt

Figure 3 - Installing Pilot Bolt




Fig. 4-Installing Pulley

Figure 4 - Installing Pulley

6. For pulley installation, place pulley on end of pump shaft and install tool as shown in Figure 3. Be sure pilot bolt bottoms in shaft by turning nut to the top of the pilot bolt.
7. Install pulley by holding pilot bolt and turning nut clockwise. (Refer Figure 4)
8. Install Campaign Label.
9. Close hood.

Claim Information

Submit a Product campaign Claim with the information indicated below:

Parts Count	Failed Part No.	Parts Allowance	Failure Code	Labor Operation	Labor Hours	Other Hours	Net Amount
-------------	-----------------	-----------------	--------------	-----------------	-------------	-------------	------------

1 14055114 2.58 00 V1770 .2 .1

Description: Replace power steering pump pulley in accordance with the instructions outlined in this bulletin.

*Campaign Administrative Allowance.

Dealers will automatically receive the correct labor and material allowance based on the labor operation performed. The \$2.58 identified in the "Parts Allowance Column" represents 30% of dealer net when parts are furnished at no charge by Chevrolet.

Refer to the Chevrolet Claims Processing Manual for details on Product Campaign Claim submission.



CAMPAIGN IDENTIFICATION LABEL

CAMPAIGN IDENTIFICATION LABEL

Each vehicle modified in accordance with the instructions outlined in this Product Campaign Bulletin will require a "Campaign Identification Label". Each label provides a space to include the five digit dealer code of the dealer performing the campaign service. This information may be inserted with a typewriter or ballpoint pen.

Each "Campaign Identification Label" is to be located on the radiator core support in an area which will be visible when the vehicle is brought in for periodic servicing by the owner.

Apply "Campaign Identification Label" only on a clean dry surface.

ADMINISTRATIVE PROCEDURE

REFER TO THE CURRENT CHEVROLET SERVICE POLICIES AND PROCEDURES MANUAL AND CLAIMS PROCESSING MANUAL FOR CAMPAIGN HANDLING AND ADMINISTRATIVE PROCEDURES.

Notification Used By Chevrolet Motor Division

Dear Chevrolet Owner:

General Motors has determined that certain 1984 Chevrolet Corvettes are equipped with power steering pump pulleys which may crack at the outer edge. Continued operation may cause the pulley to break, resulting in loss of the drive belt. If the pulley on your car cracks, you should be alerted by a rattling sound coming from the engine compartment.

To correct this condition on your vehicle, please contact your Chevrolet Dealer to arrange a service date. Your dealer will install a new power steering pump pulley. The labor time to perform this service is approximately 20 minutes. Please allow additional time for the dealer to process your vehicle.

Instructions have been sent to your dealer. Parts will be available approximately August 31, 1983. The service will be performed at no charge.

The enclosed owner reply card identifies your vehicle. Presentation of this card to your dealer will assist in making the correction in the shortest possible time. If you have sold or traded your vehicle, please let us know by completing the postage paid owner reply card and returning it to us.

We are sorry to cause you this inconvenience; however, we have taken this action in the interest of your continued satisfaction with our products.

Chevrolet Motor Division General Motors Corporation

Online URL:

<https://www.corvetteactioncenter.com/tech/knowledgebase/article/1984-corvette-campaign-power-steering-pump-pulley-failure-182.html>